

1-583717-1 ✓ ACTIVE

AMP | AMP Twin-Leaf

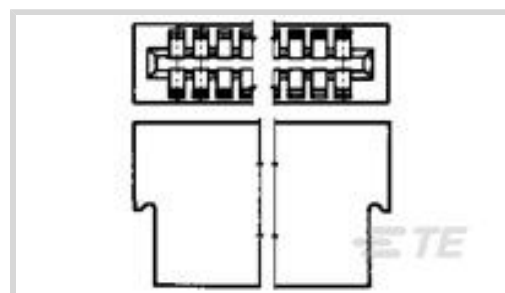
TE Internal #: 1-583717-1

Housing, Receptacle, Wire-to-Board, 25 Position, 2.54 mm [.1 in]  
Centerline, Crimp, 2 Row, Black, Printed Circuit Board, Power &  
Signal, AMP Twin-Leaf

[View on TE.com >](#)



Connectors > PCB Connectors > Wire-to-Board Connectors > Wire-to-Board Connector Assemblies & Housings



Connector Product Type: **Housing**

Connector & Housing Type: **Receptacle**

Connector System: **Wire-to-Board**

Number of Positions: **25**

Centerline (Pitch): **2.54 mm [.1 in]**

## Features

### Product Type Features

Connector Product Type	Housing
Connector & Housing Type	Receptacle
Connector System	Wire-to-Board
Connector & Contact Terminates To	Printed Circuit Board

### Configuration Features

Number of Dual Positions	25
Number of Positions	25
Number of Rows	2

### Contact Features

Contact Current Rating (Max)	5 A
------------------------------	-----

### Termination Features

Termination Method to Wire & Cable	Crimp
------------------------------------	-------

### Mechanical Attachment

Strain Relief	Without
PCB Mount Retention	Without
Mating Retention	Without
Connector Mounting Type	Board Mount

### Housing Features



Housing Material	Polyester GF
Centerline (Pitch)	2.54 mm [.1 in]
Housing Color	Black

### Dimensions

	.75 in
--	--------

### Usage Conditions

Operating Temperature Range	-55 – 105 °C [-67 – 221 °F]
-----------------------------	-----------------------------

### Operation/Application

Circuit Application	Power & Signal
---------------------	----------------

### Industry Standards

Glow Wire Rating	Standard Part - Not Glow Wire
UL Flammability Rating	UL 94V-0

### Packaging Features

Packaging Quantity	200
Packaging Method	Carton

## Product Compliance

[For compliance documentation, visit the product page on TE.com>](#)

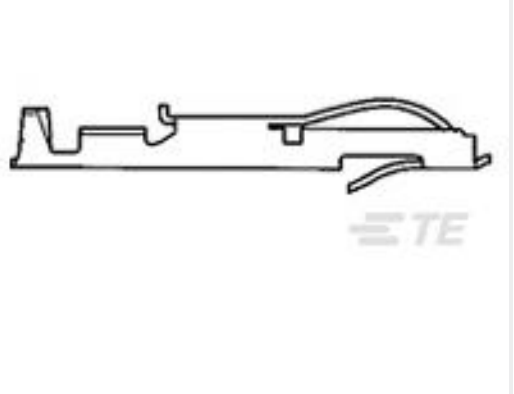
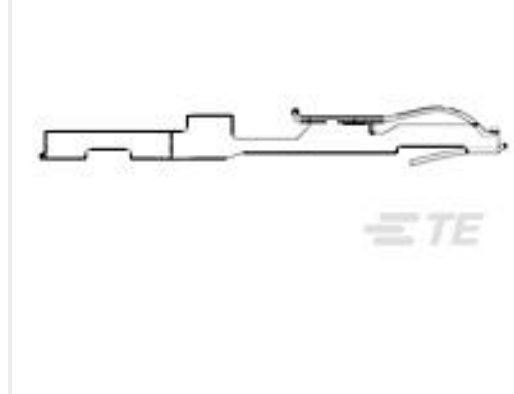

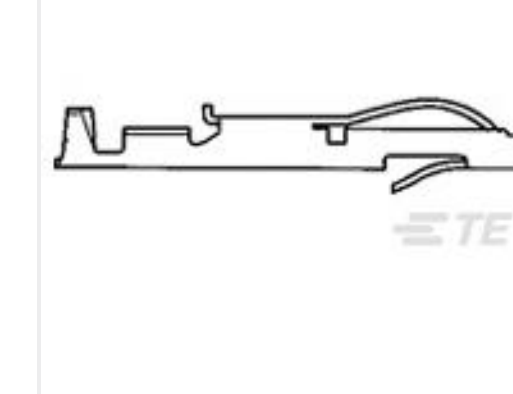



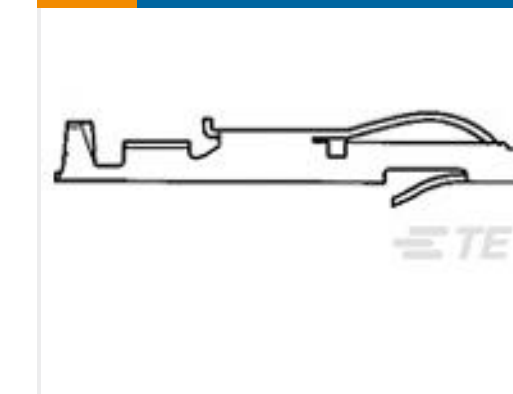
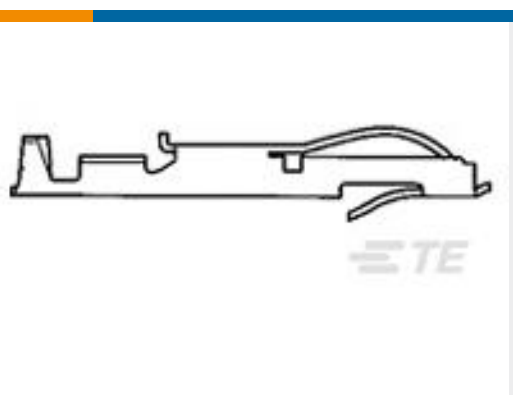




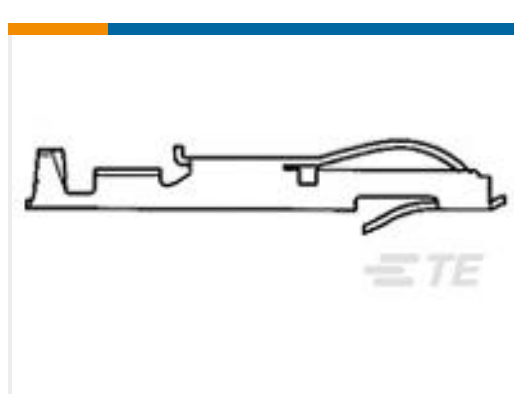
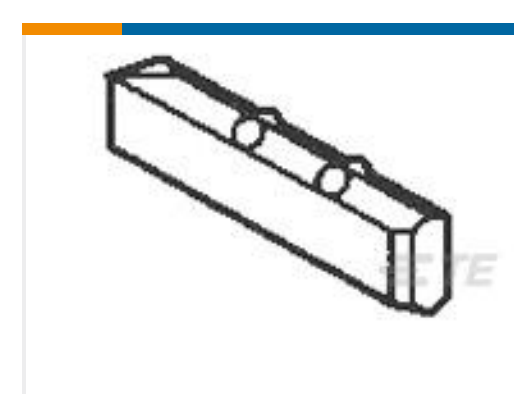
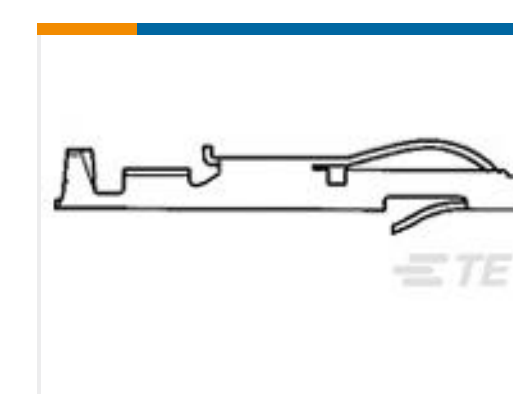
EU RoHS Directive 2011/65/EU	Compliant
EU ELV Directive 2000/53/EC	Compliant
China RoHS 2 Directive MIIT Order No 32, 2016	No Restricted Materials Above Threshold
EU REACH Regulation (EC) No. 1907/2006	Current ECHA Candidate List: JUNE 2022 (224) Candidate List Declared Against: JUNE 2022 (224) Does not contain REACH SVHC
Halogen Content	Not Low Halogen - contains Br or Cl > 900 ppm.
Solder Process Capability	Not applicable for solder process capability


#### Product Compliance Disclaimer

This information is provided based on reasonable inquiry of our suppliers and represents our current actual knowledge based on the information they provided. This information is subject to change. The part numbers that TE has identified as EU RoHS compliant have a maximum concentration of 0.1% by weight in homogenous materials for lead, hexavalent chromium, mercury, PBB, PBDE, DBP, BBP, DEHP, DIBP, and 0.01% for cadmium, or qualify for an exemption to these limits as defined in the Annexes of Directive 2011/65/EU (RoHS2). Finished electrical and electronic equipment products will be CE marked as required by Directive 2011/65/EU. Components may not be CE marked. Additionally, the part

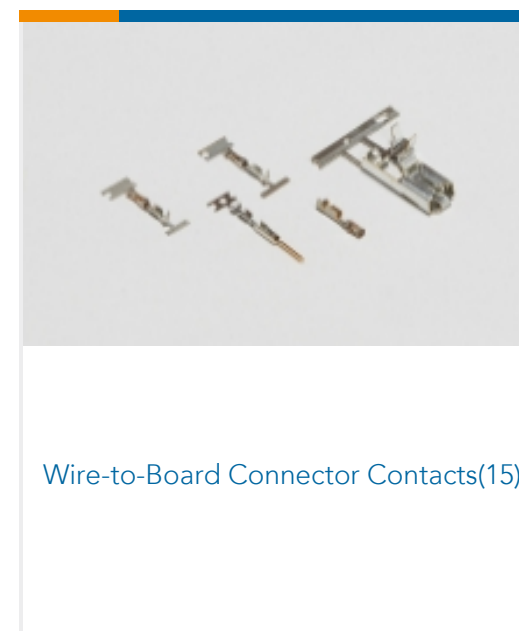
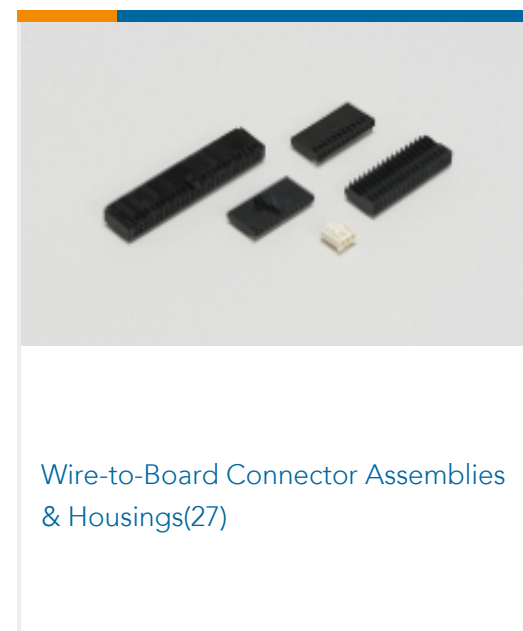
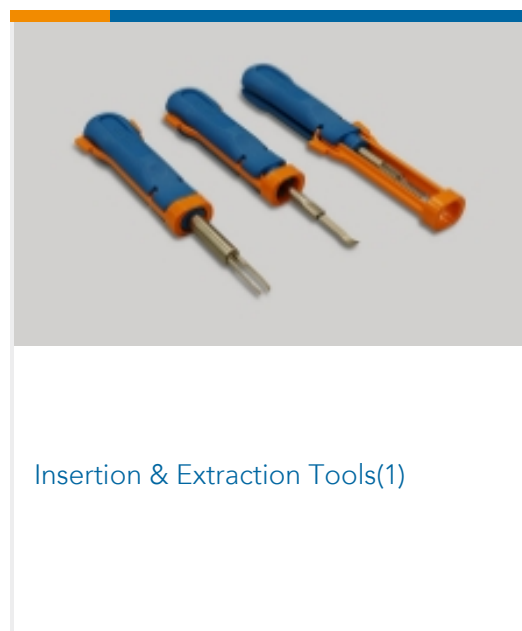
numbers that TE has identified as EU ELV compliant have a maximum concentration of 0.1% by weight in homogenous materials for lead, hexavalent chromium, and mercury, and 0.01% for cadmium, or qualify for an exemption to these limits as defined in the Annexes of Directive 2000/53/EC (ELV). Regarding the REACH Regulation, the information TE provides on SVHC in articles for this part number is based on the latest European Chemicals Agency (ECHA) 'Guidance on requirements for substances in articles' posted at this URL: <https://echa.europa.eu/guidance-documents/guidance-on-reach>

## Compatible Parts

 <p>TE Part # 5-583649-3 CONT.CRP.SNAP TW.LF.STRIP</p>	 <p>TE Part # 583854-3 TWIN LF SOLD EYE CONTACT</p>	 <p>TE Part # 583879-1 CONTACT CSTL 15AU 50SN/PB</p>	 <p>TE Part # 583649-3 CONT.CRP.SNAP TW.LF.STRIP</p>
 <p>TE Part # 1-583649-1 TWIN LEAF STRIP TERM</p>	 <p>TE Part # 1-583884-5 CONTACT CSTL 15AU 50SN/PB</p>	 <p>TE Part # 1-881099-3 TWIN LEAF CONTACT</p>	 <p>TE Part # 5-583649-2 CONT.CRP.SNAP TW.LF.STRIP</p>
 <p>TE Part # 5-583854-3 TWIN LF SOLD EYE CONTACT</p>	 <p>TE Part # 5-583857-1 CONT TW-LF CRP SANP</p>	 <p>TE Part # 5-583879-4 CONTACT CSTL 15AU 50SN/PB</p>	 <p>TE Part # 5-583879-8 CONTACT CSTL 15AU 50SN/PB</p>
 <p>TE Part # 5-583879-9 CONTACT CSTL 15AU 50SN/PB</p>	 <p>TE Part # 531477-4 CONT.MINI-LEAF STRIP</p>	 <p>TE Part # 583274-3 KEYING PLUG</p>	 <p>TE Part # 583649-2 CONT.CRP.SNAP TW.LF.STRIP</p>



## Also in the Series | AMP Twin-Leaf



## Documents

### Product Drawings

[TW-LEAF CRP HSG 25 POS 100 C/L](#)

English

### CAD Files

Customer View Model

[ENG\\_CVM\\_CVM\\_1-583717-1\\_AU.2d\\_dxf.zip](#)

English

[3D PDF](#)

3D

Customer View Model

[ENG\\_CVM\\_CVM\\_1-583717-1\\_AU.3d\\_igs.zip](#)

English

Customer View Model

[ENG\\_CVM\\_CVM\\_1-583717-1\\_AU.3d\\_stp.zip](#)

English

By downloading the CAD file I accept and agree to the [Terms and Conditions](#) of use.

### Product Specifications

[Product Specification](#)

English

[Product Specification](#)

English

### Instruction Sheets



[Instruction Sheet \(U.S.\)](#)

English

---

[Agency Approvals](#)

[UL Report](#)

English